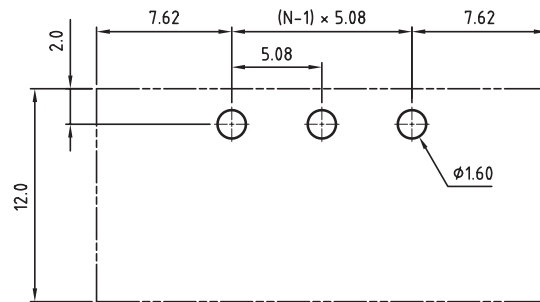
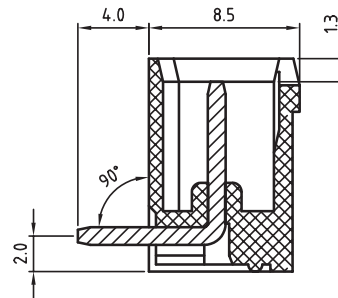


N = Number of contacts



PCB LAYOUT - COMPONENT VIEW

TECHNICAL CHARACTERISTICS

MATERIAL
 INSULATOR: PBT
 FLAMABILITY RATING: UL94-V0
 COLOR: GREEN
 CONTACT PIN: BRASS (CuZn)
 SOLDER TAIL PLATING: TIN
 FLANGES SCREW NUT: BRASS M2.5

ENVIRONMENTAL
 OPERATING TEMPERATURE: -40 UP TO 105°C
 COMPLIANCE: LEAD FREE AND ROHS

ELECTRICAL	cULus	VDE
CURRENT RATING:	20A	20A
WORKING VOLTAGE:	300VAC	300VAC
WITHSTANDING VOLTAGE:	1.6KV	2.5KV
CONTACT RESISTANCE:	20 mOhm MAX	

STANDARD
 CERTIFIED E315414 / MODEL NUMBER 3175
 CERTIFIED 40023195 / MODEL NUMBER 3175

MECHANICAL
 PITCH: 5.08MM

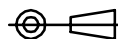
SOLDERING: WAVE PROCESS ONLY

PACKAGING: BOX

SERIE 3175

RoHS Compliant

PROJECTION:



GENERAL TOLERANCE

.X = +/- 0.2
 .XX = +/- 0.15



APPROVAL: RJ

UNIT: MM

SCALE:

SHEET: 1/1

DRAW: MARVIN

DESCRIPTION: SERIE 3175 - 5.08MM CLOSE HORIZONTAL PCB HEADER WITH FLANGES WR-TBL

WERI PART NO: 691 317 510 0xx

SIZE

A4

G			
F			
E			
D			
C			
B	13-OCT-09	STANDARD	JP
A	04-NOV-08	PDF	JP
REV	DATE	FILE	BY