

CUSTOMER TERMINAL	RoHS	LEAD(Pb)-FREE
Sn96%, Ag4%	Yes	Yes

more than you expect



ELECTRICAL SPECIFICATIONS @ 25°C unless otherwise noted:

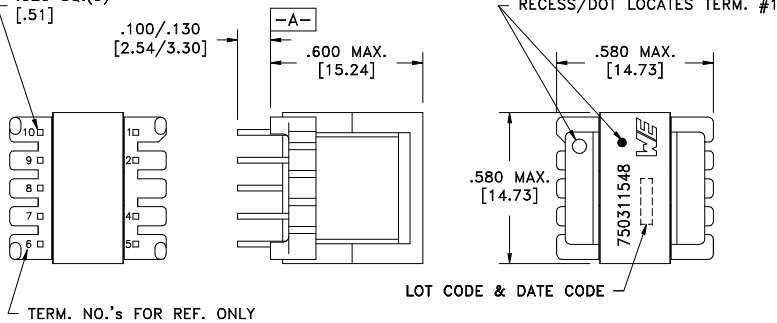
PARAMETER	TEST CONDITIONS	VALUE
D.C. RESISTANCE	1-5 tie(1+2, 4+5), @20°C	0.095 ohms ±10%
D.C. RESISTANCE	6-8 @20°C	1.34 ohms ±10%
D.C. RESISTANCE	9-10 @20°C	0.440 ohms ±10%
INDUCTANCE	6-8 10kHz, 100mVAC, Ls	1.00mH ±10%
SATURATION CURRENT	20% rolloff from initial	650mA
LEAKAGE INDUCTANCE	6-8 tie(1+2+4+5, 9+10), 100kHz, 100mVAC, Ls	10.0uH typ., 15.0uH max.
DIELECTRIC	1-10 tie(4+5, 8+9), 2500VAC, 1 second	2000VAC, 1 minute
DIELECTRIC	6-10 625VAC, 1 second	500VAC, 1 minute
TURNS RATIO	(7-8):(6-7)	1:1, ±1%
TURNS RATIO	(6-8):(1-4)	5.5:1, ±1%
TURNS RATIO	(6-8):(2-5)	5.5:1, ±1%
TURNS RATIO	(6-8):(9-10)	7.333:1, ±1%

GENERAL SPECIFICATIONS:

OPERATING TEMPERATURE RANGE: -40°C to +125°C including temp rise.

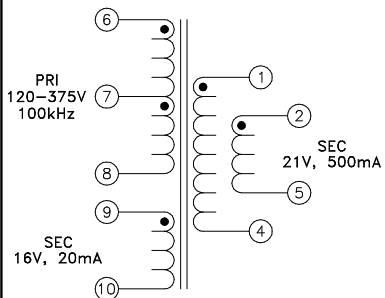
Functional insulation for a primary circuit at a working voltage of 400VDC.

PART MUST INSERT FULLY TO SURFACE A IN RECOMMENDED GRID .020 SQ.(9)

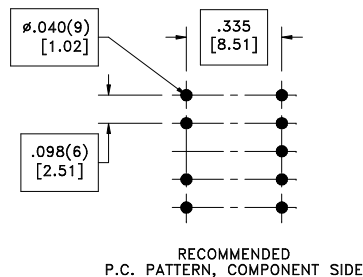


LOT CODE & DATE CODE

TERM. NO.'s FOR REF. ONLY



Customer to tie terminals 1+2 and 4+5 internally on PCB.



RECOMMENDED P.C. PATTERN, COMPONENT SIDE

Wire insulation & RoHS status not affected by wire color.  
Wire insulation color may vary depending on availability.

REV.	DATE	Packaging Specifications Method: Tray PKG-0101 www.we-online.com/midcom		Tolerances unless otherwise specified: Angles: ±1°      Decimals: ±.005 [.13] Fractions: ±1/64      Footprint: ±.001 [.03]	DRAWING TITLE <b>TRANSFORMER</b>	PART NO. <b>750311548</b>
6A	5/11	SEE REVISION SHEET FOR REVISION LEVEL	CONVENTION PLACEMENT	This drawing is dual dimensioned. Dimensions in brackets are in millimeters.	eiSos p/n: 750311548	compliant RoHS SPECIFICATION SHEET 1 OF 1