

CUSTOMER TERMINAL	RoHS	LEAD(Pb)-FREE
Sn96%, Ag4%	Yes	Yes

more than you expect

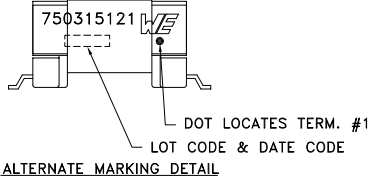


ELECTRICAL SPECIFICATIONS @ 25°C unless otherwise noted:

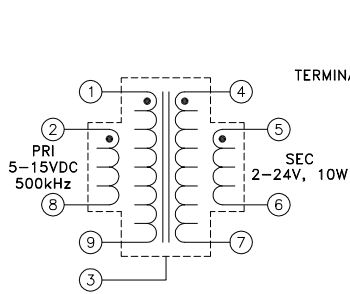
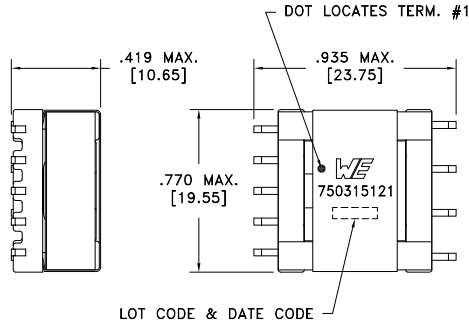
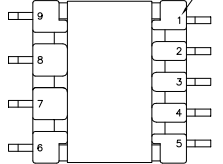
PARAMETER	TEST CONDITIONS	VALUE
D.C. RESISTANCE	1-9 tie(1+2, 8+9), @20°C	0.011 ohms ±20%
D.C. RESISTANCE	5-6 tie(4+5, 6+7), @20°C	0.011 ohms ±20%
INDUCTANCE	1-9 tie(1+2, 8+9), 10kHz, 50mVAC, Ls	5.00uH ±10%
SATURATION CURRENT	1-9 tie(1+2, 8+9), 20% rolloff from initial	8.5A
LEAKAGE INDUCTANCE	1-9 tie(1+2, 4+5+6+7, 8+9), 100kHz, 10mVAC, Ls	100nH max.
DIELECTRIC	1-5 tie(6+7, 8+9), 625VAC, 1 second	-
URNS RATIO	(1-9):(5-6), tie(1+2, 4+5, 6+7, 8+9)	1:1, ±1%

GENERAL SPECIFICATIONS:

OPERATING TEMPERATURE RANGE: -40°C to +125°C including temp rise.

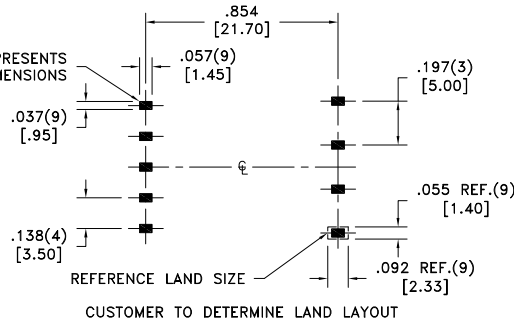


TERM. NO.'s FOR REF. ONLY



Customer to tie terminals 1+2, 4+5, 6+7 and 8+9 on PC board.

Application of the transformer allows for the leadwires between terminals 1+2, 4+5, 6+7 and 8+9 to solder bridge.



Wire insulation & RoHS status not affected by wire color.
Wire insulation color may vary depending on availability.

REV.	DATE	Packaging Specifications Method: Tape & Reel PKG-0996 www.we-online.com/midcom		Tolerances unless otherwise specified: Angles: ±1° Fractions: ±1/64 Decimals: ±.005 [.13] Footprint: ±.005 [.13]	DRAWING TITLE TRANSFORMER	PART NO. 750315121
6A	6/16	SEE REVISION SHEET FOR REVISION LEVEL	CONVENTION PLACEMENT	This drawing is dual dimensioned. Dimensions in brackets are in millimeters.	eiSos p/n: 750315121	SPECIFICATION SHEET 1 OF 1